

# mazon

HEADBOARD HEADBOARD TO BASE  
ATTACHMENT MANUAL

Instruction and User Guide

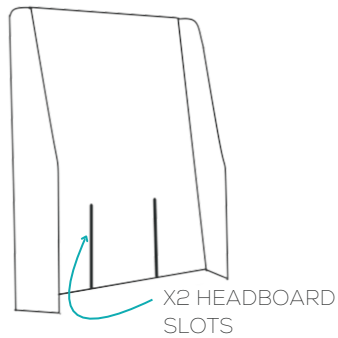
PLEASE READ OUR USER GUIDE  
CAREFULLY BEFORE USE

# HOW TO ATTACH A HEADBOARD & BASE

All Mazon bases come standard with 63mm headboard bolts.

All Mazon Headboards come standard with headboard slots, unless wall mounted is specified.

IDENTIFY EACH PIECE



X4 HEADBOARD BOLT INSERTS  
(VIEW: HEAD END OF THE BASE)

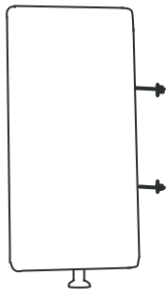


X4 HEADBOARD BOLTS.

1. Thread x4 headboard bolts 1/3 of the way into the inserts located at the head end of the base.




Side profile should look like this:



2. Lift the headboard up and slide the headboard slots over the bolts.



3. Tighten the headboard bolts to secure the headboard.



Your headboard should now be securely attached to your base.



